

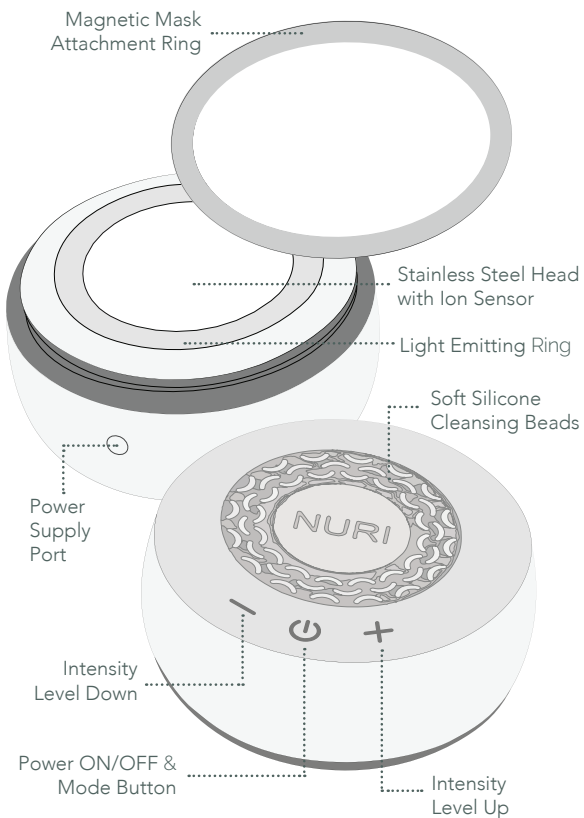
Quick Start
Guide

NURI

LED Thermal
Smart Facial
Skincare & Mask
Infuser



A Closer Look



Charging

BEFORE FIRST USE

NURI is cordless and rechargeable.

Before use, charge fully for 4 hours, even if the indicator light has changed color. NURI can run up to 50 minutes on a single charge.

CHARGING

To recharge, insert the included proprietary USB Cord into the port on the side of the NURI. Push with some force in order to penetrate the waterproof seal. Then connect the USB end of the charging cord to a USB port of a computer or a USB wall adapter and then plug into an electrical outlet. As the NURI charges first a red flash then a white light will illuminate within its light emission ring indicating charging is in progress, and once it is fully charged this light will turn green. Please be sure to allow the NURI to charge for the full 4 hours, even if the light is green before the 4 hours. Recharge the NURI only as needed and up to 4 hours only. DO NOT overcharge which can shorten the battery life. Disconnect the Charging Cord when not charging the device. NURI should be powered OFF and cannot be used while charging.

POWERING OFF AND ON

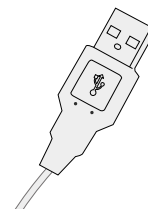
Press and hold the Power & Mode button of NURI for three continuous seconds to turn it ON or OFF.

TIMED SHUTDOWN

The device will shut off after 4 minutes if not in use.

LOW BATTERY LIFE WARNING

If the NURI battery is too low, the device will not work and a red blinking light will flash.



Usage Guide

READY TO USE:

Once you have assured of the full charge of your NURI and removed the sanitary seal covering the front of the device you can proceed with your treatment. NURI may be used under the shower with an IPx6 level of water jets resistance.



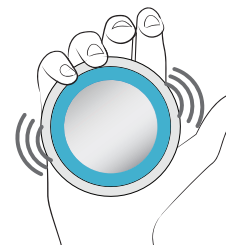
NURI is a revitalizing skin tool that offers several modes. It can be used on your face, decollete and neck.

You may switch MODES by pressing the Power & Mode Button of NURI. NURI's different modes combine different types of EMS micro-vibrations, full-spectrum RGB LED light therapy and thermal technology to achieve a wide array of skin cells stimulation, skincare and mask absorption and phototherapy benefits.

*NOTE: Heating and vibration function are all 1 level only, optional EMS Micro Vibrations are 4 levels.

MULTISPECTRAL BLUE LIGHT MODE + OPTIONAL EMS MICRO VIBRATION + HEATING EMISSION*:

Blue Light Phototherapy for rough skin surface repairing, in-depth acne inhibition to reduce the appearance of acne.



Usage guide

MULTISPECTRAL GREEN LIGHT MODE + CONTINUOUS VIBRATION:

Phototherapy with Green Light and 4 LEVELS VIBRATION impules smooths the skin, improve dullness, increase vibrance, increase the skin elasticity and enhance the metabolism of skin cells by boosting the natural process of collagen production.

MULTISPECTRAL RED LIGHT MODE + HEAT EMISSION* + OPTIONAL EMS MICRO VIBRATION:

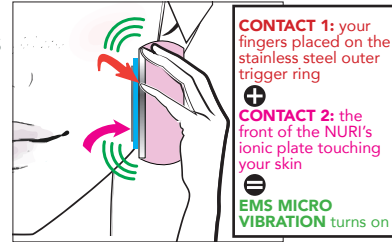
Phototherapy with Red Light to boost natural collagen production, tighten wrinkles, increase skin elasticity and promotes absorption of your skincare active ingredients. Red mode is the one to use as a skincare infuser and to boost benefits of your creams and serums active ingredients. Red light also promotes healing.

MULTISPECTRAL PURPLE LIGHT MODE + CONTINUOUS VIBRATION + HEAT EMISSION*:

Phototherapy with Purple Light for skin repair by helping to eliminate toxins, reduce inflammation and improve healing and blood circulation.

Usage guide

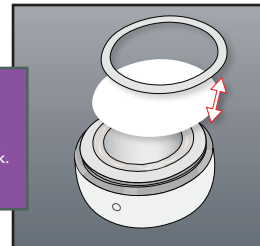
HOW TO OPERATE THE OPTIONAL EMS MICRO VIBRATION - IN BLUE AND RED MODES:



USE THE MAGNETIC MASK ATTACHMENT RING OF NURI:

- 1 Prepare a compatible mask
- 2 Lift the magnetic ring and slide in the skincare mask
- 3 Put the magnetic ring back to keep the mask in place
- 4 Apply to face and neck using your chosen mode

Magnetic Mask Attachment Ring detach and snaps back in place very easily to retain your disposable NURI Skincare Mask. Do not force.



Compatible masks for NURI available at www.SpaSciences.com

Warnings & Warranty

BASIC SAFETY PRECAUTIONS.

When using electrical products, especially when children are present, basic safety precautions should always be taken. IF YOU THINK THE POWER IS OFF WHEN THE SWITCH IS OFF. YOU ARE WRONG. If the plug is in, the power is on. Unplug electrical appliances when you are not using them.

DANGERS.

To reduce the risk of electrocution: DO NOT get the Product or Charging Cable wet or immerse in water. Keep this product away from open flame or flammable aerosol products. The Device is not suitable for use in the presence of a flammable anesthetic mixture with air or oxygen or nitrous oxide.

WARNINGS.

To reduce the risk of burns, electrocution, fire or injury to persons: Close supervision is necessary when this product is used by, on, or near children or physically challenged persons. Use this product only for its intended use as described in this User Guide. DO NOT use this product where oxygen is being administered. The product has no serviceable parts. Never attempt to open the Device Handle for any reason. DO NOT disassemble, heat above 600°C (140o°F) or incinerate.

IMPORTANT CAUTIONS.

This is not a medical device and is not intended to treat medical conditions. If you are under a doctor's care for any skin condition. if you think you may have a skin condition or if you have very sensitive skin, consult your physician before using this product. This product uses magnets which may affect internal medical devices such as pacemakers. Keep away from internal medical devices. This Device is electrical and contains small parts. Keep out of reach of children. THIS PRODUCT IS NOT DESIGNED OR INTENDED PRIMARILY FOR CHILDREN 12 YEARS OF AGE OR YOUNGER.

If you have any medical concerns about using NURI, please consult your dermatologist before use.

If any of the components are damaged (NURI Device Handle, or USB Charging Cord) DO NOT use. DO NOT attempt to open or service components. Email Spa Sciences customer service at: customerservice@spasciences.com

Email customer service at customerservice@spasciences.com

© 2021 Spa Sciences. All rights reserved.

Warnings & Warranty

Warranty:

Your warranty is not effective unless you register the Product within 90 days of purchase. To register go online to www.warrantyspasciences.com and complete the information required for registration.

For a period of TWO (2) years from the date of purchase, Spa Sciences LP (the "Company") warrants the NURI Skin Rejuvenation Face Massager & Skincare Infuser with Phototherapy System (the "Product") against damage, defects or failure resulting from ordinary consumer use under normal home conditions according to the instructions included with the Product (a "Covered Defect"). This warranty DOES NOT include damage, defects or failure caused by misuse or improper care of the Product; impact or insertion of foreign objects into or on the Product; application of harmful chemicals or abrasives to the Product; failure to follow manufacturer's instructions; normal wear and tear; alteration or overuse of the Product; or any professional or commercial use of the Product. If there is a Covered Defect during the two (2) years warranty period the Company agrees to exchange the Product with a new equivalent Product. This is the sole remedy available for breach of this limited warranty. Any claim for breach of this limited warranty must be commenced within two (2) years following the original purchase. This limited warranty applies only to a purchase of the Product from or an authorized reseller, is valid for the original end user of the Product only and cannot be transferred under any circumstances.

THE PROVISIONS OF THE FOREGOING WARRANTIES ARE IN LIEU OF ANY OTHER WARRANTY, WHETHER EXPRESS OR IMPLIED, WRITTEN OR ORAL (INCLUDING ANY WARRANTY OF MERCHANTABILITY OR FITNESS FOR A PARTICULAR PURPOSE). IN NO EVENT SHALL THE COMPANY BE LIABLE FOR ANY SPECIAL, INCIDENTAL, CONSEQUENTIAL, PUNITIVE, OR INDIRECT DAMAGES BASED UPON ANY LEGAL THEORY. SOME STATES DO NOT ALLOW LIMITS ON WARRANTIES, OR ON REMEDIES FOR BREACH IN CERTAIN TRANSACTIONS. IF APPLICABLE LAW DOES NOT PERMIT THE DISCLAIMER OF IMPLIED WARRANTIES, THEN THE DURATION OF SUCH IMPLIED WARRANTIES, ARE EXPRESSLY LIMITED TO THE DURATION OF THE EXPRESS LIMITED WARRANTY SET FORTH HEREIN.

Additional Info

Entire operating instructions including safety, care and warranty information is available at www.spasciences.com/products/nuri or hover camera over the QR CODE. NO APP NEEDED

